Reksa Dana Indeks
Eastspring IDX ESG Leaders Plus

eastspring investments
A Prudential plc company

FUND DETAILS

Effective Date	11 November 2021
Effective Letter No.	S-1360/PM.21/2021
Inception Date	12 January 2022
Type of Fund	Index Fund
Custodian Bank	Standard Chartered Bank
Fund Currency	IDR
NAV Publication	Daily
Pricing Period	Daily
Total Net Asset Value (total of all classes)	IDR 13.74 Billion
NAV/Unit	IDR 1,009.71
ISIN Code	IDN000473709
Benchmark	IDX ESG Leaders Index
Total Units Offered	Max. 30 billion unit
Min. Initial Subscription	IDR 10,000
Min. Subsequent Subscription	IDR 10,000
Min. Redemption	IDR 10,000

Fund Expenses	
Management Fee	Max. 2.5% annually
Custodian Fee	Max. 0.25% annually
S-Invest Fee	Max. 0,005% annually

Unit Holder Expenses	
Subscription Fee	Max. 3% per transaction
Redemption Fee	Max. 2.0% per transaction
Switching Fee	max. is the subscription fee of the designated Eastspring's fund

RISK FACTORS

1. Risk of market and decreasing Net Asset Value of each Participation Unit
2. Risk of currency exchange rate
3. Risk of liquidity
4. Risk of dissolution and liquidation
5. Risk of transaction through electronic system
6. Risk of credit and third parties (default)
7. Risk of specific sector concentration
8. Risk of operational
9. Risk of valuation
10. Risk of change in regulation
11. Risk of adjustment of securities portfolio with the Reference Index (Tracking Error)
12. Risk related to IDX ESG Leaders Index"

INVESTMENT OBJECTIVE

to provide a potential level of investment growth based on IDX ESG LEADERS Index performance

RISK CLASSIFICATION

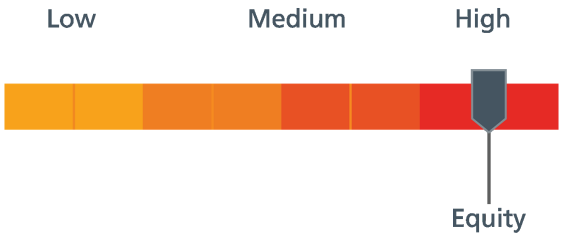

INVESTMENT POLICY



Equity



Cash and/or Money Market

% ASSET ALLOCATION

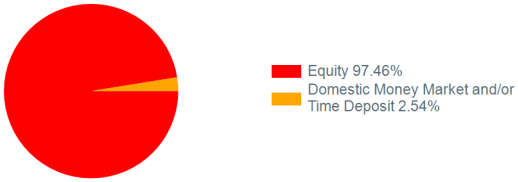

FUND PERFORMANCE

	1 MTH	3 MTHS	6 MTHS	1 YR	3 YRS	5 YRS	YTD	SI
NDESGL_A	1.07%	3.78%	-5.45%	N/A	N/A	N/A	N/A	0.97%
Benchmark	2.65%	6.21%	-0.88%	N/A	N/A	N/A	N/A	8.19%

Highest Month Performance	Mar 2022	3.28%
Lowest Month Performance	Jun 2022	-6.81%

HISTORICAL PERFORMANCE GRAPHIC

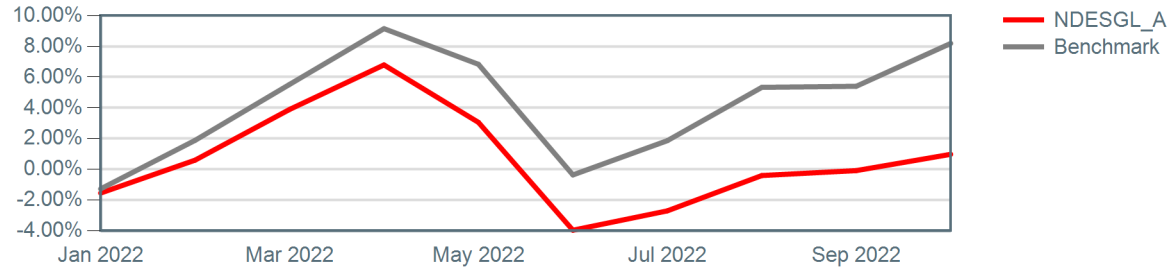

MONTHLY PERFORMANCE IN THE LAST 5 YEARS

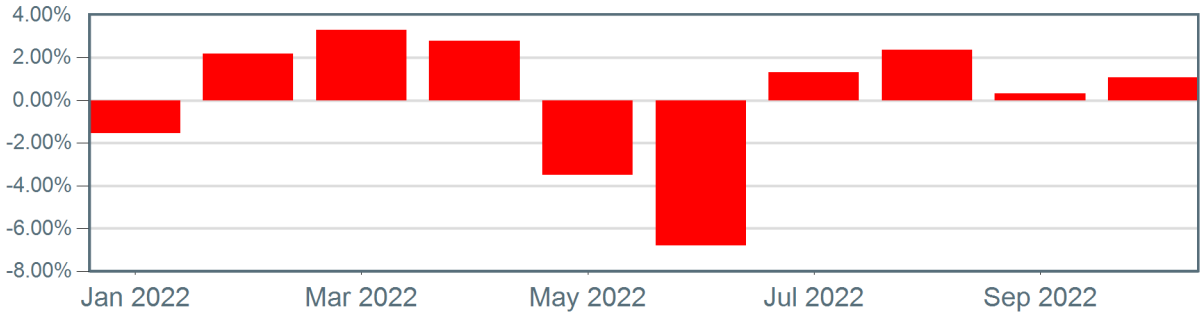

TOP HOLDINGS

(security name only, alphabetically order)

1. BANK CENTRAL ASIA Tbk
2. BANK MANDIRI (PERSERO) Tbk
3. BANK NEGARA INDONESIA Tbk
4. BANK RAKYAT INDONESIA (PERSERO) Tbk
5. CIPUTRA DEVELOPMENT Tbk
6. JASA MARGA (PERSERO) Tbk
7. MEDIA NUSANTARA CITRA Tbk
8. SARANA MENARA NUSANTARA TBK
9. TELKOM INDONESIA PERSERO TBK PT
10. UNILEVER INDONESIA Tbk

MARKET REVIEW

IDX ESG Leaders Index increased by +2.65% in October 2022. The index started off weak as September US CPI was announced at 8.2%, higher than consensus expectations and amid strengthening of US Dollar. Indonesia continues to report solid data with another positive trade balance in September and 9M22 state budget surplus of IDR 60.9Tn. Positive sentiments also came after the big-bank names delivered better-than-expectation 3Q22 results, increasing appetite for foreign inflows leading the index closed higher for the month. BI raised another 50bps during its October meeting to 4.75%, as expected. Energy and Transportation sectors were the top positive performers, while Infrastructure and Technology were the laggard.