Reksa Dana Indeks
Eastspring IDX ESG Leaders Plus

eastspring investments
A Prudential plc company

FUND DETAILS

Effective Date	11 November 2021
Effective Letter No.	S-1360/PM.21/2021
Inception Date	12 January 2022
Type of Fund	Index Fund
Custodian Bank	Standard Chartered Bank
Fund Currency	IDR
NAV Publication	Daily
Pricing Period	Daily
Total Net Asset Value (total of all classes)	IDR 18.90 Billion
NAV/Unit	IDR 1,008.63
ISIN Code	IDN000473709
Benchmark	IDX ESG Leaders Index
Total Units Offered	Max. 30 billion unit
Min. Initial Subscription	IDR 10,000
Min. Subsequent Subscription	IDR 10,000
Min. Redemption	IDR 10,000

Fund Expenses	
Management Fee	Max. 2.5% annually
Custodian Fee	Max. 0.25% annually
S-Invest Fee	Max. 0,005% annually

Unit Holder Expenses	
Subscription Fee	Max. 3% per transaction
Redemption Fee	Max. 2.0% per transaction
Switching Fee	max. is the subscription fee of the designated Eastspring's fund

RISK FACTORS

1. Risk of market and decreasing Net Asset Value of each Participation Unit
2. Risk of currency exchange rate
3. Risk of liquidity
4. Risk of dissolution and liquidation
5. Risk of transaction through electronic system
6. Risk of credit and third parties (default)
7. Risk of specific sector concentration
8. Risk of operational
9. Risk of valuation
10. Risk of change in regulation
11. Risk of adjustment of securities portfolio with the Reference Index (Tracking Error)
12. Risk related to IDX ESG Leaders Index"

INVESTMENT OBJECTIVE

to provide a potential level of investment growth based on IDX ESG LEADERS Index performance

RISK CLASSIFICATION

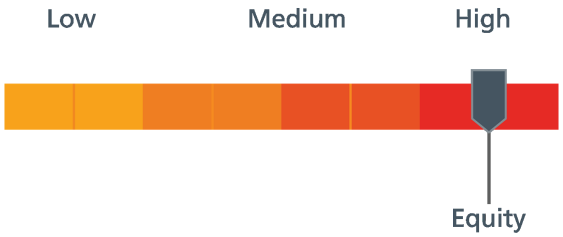

INVESTMENT POLICY



Equity



Cash and/or Money Market

% ASSET ALLOCATION

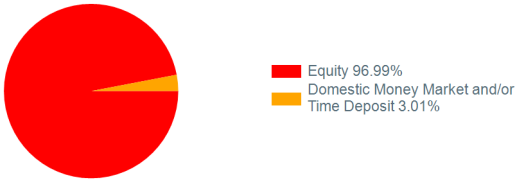

FUND PERFORMANCE

	1 MTH	3 MTHS	6 MTHS	1 YR	3 YRS	5 YRS	YTD	SI
NDESGL_A	7.12%	7.70%	4.14%	6.60%	N/A	N/A	6.60%	0.86%
Benchmark	8.87%	11.27%	9.23%	11.00%	N/A	N/A	11.00%	13.59%

Highest Month Performance	Dec 2023	7.12%
Lowest Month Performance	Jun 2022	-6.81%

HISTORICAL PERFORMANCE GRAPHIC

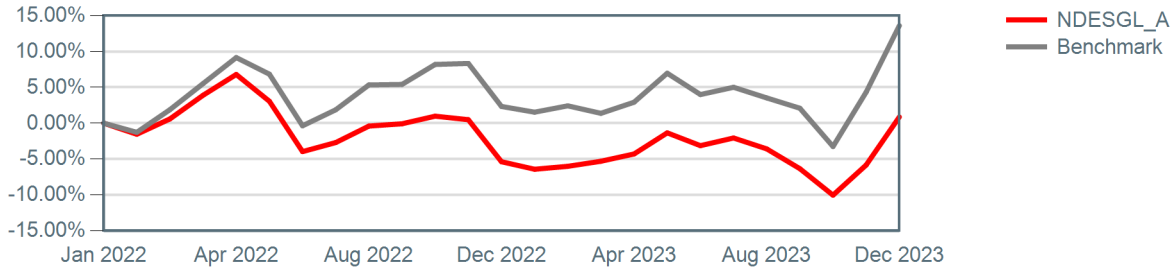

MONTHLY PERFORMANCE IN THE LAST 5 YEARS

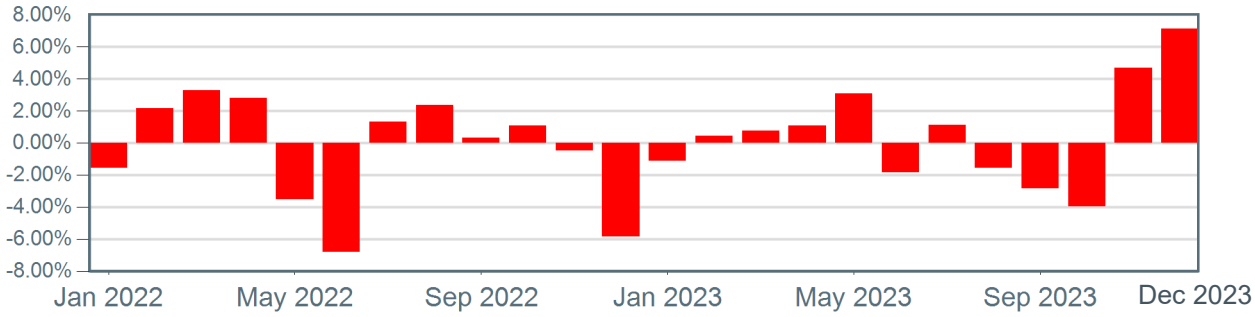

TOP HOLDINGS

(security name only, alphabetically order)

1.	BANK CENTRAL ASIA Tbk	14.06%
2.	BANK MANDIRI (PERSERO) Tbk	10.02%
3.	BANK NEGARA INDONESIA Tbk	4.51%
4.	BANK RAKYAT INDONESIA (PERSERO) Tbk	14.43%
5.	BARITO PACIFIC Tbk	2.06%
6.	CHANDRA ASRI PETROCHEMICAL TBK PT	11.13%
7.	GOTO GOJEK TOKOPEDIA Tbk	6.97%
8.	JASA MARGA (PERSERO) Tbk	3.25%
9.	TELKOM INDONESIA PERSERO TBK PT	7.46%
10.	UNILEVER INDONESIA Tbk	2.94%

MARKET REVIEW

IDX ESG Leader rose +8.87% in Dec'23, closing 2023 with full year performance of +11.0%. IDR strengthened +0.73% in Dec'23 to USD/IDR of 15,397, closing the year with +1.1% gain. In their latest meeting, the FED gave the clearest signal that aggressive rate hike is finished by forecasting three quarter-point rate cut next year as inflation eased and wage growth cooled. The dovish outlook drove equities higher and the UST 10Y yield lower to 3.9%. Basic Materials (+6.6%), Energy (+4.1%) and Infrastructure (+3.6%) drove the index higher while Transportation (-5.3%), Technology (-4.5%) and Consumer Staples (-2.1%) detracted the most.